



Round 3

12/13/14 JULY 2024



DRIVERS BRIEFING WITH THE RACE DIRECTOR

By Gianluca Marotta



PERMANENT RACE OFFICIALS - ACISPORT DELEGATE



CHAIRPERSON
Ronny Guarini



2ND STEWARD
Franco Leoni



STEWARD
Rino Mastronardi



RACE DIRECTOR
Gianluca Marotta

TECHNICAL SCRUTINEERINGS



CHIEF SCRUTINEERING
Francesco Cerafischi



ELECTRONICS CHECKS
Valerio Berlinghini



THE RACE DIRECTOR INFORMATION SEND DURING ALL SESSIONS AND THE RACES TO THE TEAMS MANAGERS FOR THE SPORTING PROCEDURES – TRACK CONDITIONS – INCIDENTS - SAFETY MEASURES TAKEN ON TRACK OR PENALTYS FOR THE DRIVERS



CHECK RADIO FROM THE RACE DIRECTOR WITH TEAMS MANAGER TIME TABLE (DAY / DAY)



FRIDAY

CHECK RADIO AT 08.45 FP1
CHECK RADIO AT 12.45 FP2
CHECK RADIO AT 17.45 QUALIFYING

SATURDAY

CHECK RADIO AT 12.15 RACE 1

SUNDAY

CHECK RADIO AT 08.45 RACE 2





NEW PROCEDURE:

COMMUNICATIONS FROM THE RACE DIRECTOR:

RD.....MESSAGE.....

COMMUNICATIONS FROM THE STEWARDS OF THE PANEL:

STW..... MESSAGE.....

MAIN HOURS OF THE EVENT



BASED DETAILED TIME TABLE V.4 – 24.6

FRIDAY

FP1) ALL CARS IN PREGRID (Paddock) AT 08.50 – IN WORKING LANE AT 09.10 – PIT LANE OPEN AT 09.15 – FINISH FLAG AT 09.45 – 30'
FP2) ALL CARS IN PREGRID (Paddock) AT 12.50 – IN WORKING LANE AT 13.00 – PIT LANE OPEN AT 13.05 – FINISH FLAG AT 13.35 – 30'

QUALIFYING) ALL CARS IN PREGRID (Paddock) AT 17.50 – IN WORKING LANE AT 18.00 – PIT LANE OPEN AT 18.05 – FINISH FLAG AT 18.30 – 25'

SATURDAY

RACE 1 TCR ITALY) ALL CARS IN PREGRID (Paddock) AT 12.25 – IN WORKING LANE AT 12.35 – PIT LANE OPEN AT 12.45 – FORMATION LAP AT 13.00 – 28'+1 L

SUNDAY

RACE 2 TCR ITALY) ALL CARS IN PREGRID (Paddock) AT 09.45 – IN PIT LANE AT 09.55 – PIT LANE OPEN AT 10.05 – FORMATION LAP AT 10.20 – 28'+ 1 LAP

FOLLOWING THE PIT ALLOCATION FOR ALL SESSIONS AND RACES

MUST RESPECT SAFETY/SPORTING/TECHNICAL MATTERS AND ALL PROCEDURES

MAIN HOURS OF THE EVENT



BASED DETAILED TIME TABLE V.4 – 24.6

FRIDAY

FP1) ALL CARS IN PREGRID (Paddock) AT 08.50 – IN WORKING LANE AT 09.10 – PIT LANE OPEN AT 09.15 – FINISH FLAG AT 09.45 – 30'
FP2) ALL CARS IN PREGRID (Paddock) AT 12.50 – IN WORKING LANE AT 13.00 – PIT LANE OPEN AT 13.05 – FINISH FLAG AT 13.35 – 30'

QUALIFYING) ALL CARS IN PREGRID (Paddock) AT 18.15 – IN WORKING LANE AT 18.30 – PIT LANE OPEN AT 18.35 – FINISH FLAG AT 19.00 – 25'

SATURDAY

RACE 1 TCR DSG) ALL CARS IN PREGRID (Paddock) AT 14.20 – IN PIT LANE AT 14.30 – PIT LANE OPEN AT 14.40 – FORMATION LAP AT 14.55 – 28'+1 LAP

SUNDAY

RACE 2 TCR DSG) ALL CARS IN PREGRID (Paddock) AT 08.55 – IN WORKING LANE AT 09.05 – PIT LANE OPEN AT 09.10 – FORMATION LAP AT 09.25 – 28'+1 L

FOLLOWING THE PIT ALLOCATION FOR ALL SESSIONS AND RACES

MUST RESPECT SAFETY/SPORTING/TECHNICAL MATTERS AND ALL PROCEDURES

TCR ITALY – EVENT MUGELLO

12/13/14 JULY 2024

TECHNICAL DOCUMENTS FOR THE EVENT 3

TCR ITALY SPORTING REGULATION – 29.5.2024

TCR ITALY TECHNICAL REGULATION – 9.4.2024

TCR TECHNICAL BULLETTIN 5/2024) PUBLISHED 28.5.2024

- 1) BALANCE OF PERFORMANCE AND CERTIFIED CARS**
- 2) IMPOSED PARAMETERS FOR CERTIFIED SOFTWARE**

CW TABLE 2/2024 - 2.7.2024

**REFER TO ART 3.9 BALANCE OF PERFORMANCE OF
TECHNICAL REGULATION-LATEST RELEASE (MIN RACING WEIGH'S UPPER LIMIT)
REFER TO DOCUMENT: TCR NOTIFICATION CW FORMULA-LATEST RELEASE**

CAMERA CAR: POSITIONS - MANDATORY MATTER

Rigidly fixed mechanically (no suction cups, no plastic strips):



- fixed to the central arch or to its reinforcing elements; always positioned behind the seat (not on the side).
- fixed to the front structure of the roll-cage; positioned above the dashboard (no further).



PESO MINIMO – MINIMUM WEIGHT
BOX VERIFICHE TECNICHE – SCRUTINEERS BOX


In relazione all'articolo 2.6 del regolamento tecnico TCr Italy, Minimum Racing Weight, si comunica che la verifica del peso dei conduitori, con tutto l'equipaggiamento di sicurezza obbligatorio, **verrà effettuata dalle ore 13.35 alle ore 17.00 dopo sessione di prove libere 2**, ove oltre al conduttore dovranno essere presenti anche i rispettivi concorrenti, al fine della notifica certa del peso registrato e conseguente rilascio del documento ove è descritto il peso (CON IL VESTIARIO DA GARA ED I DISPOSITIVI DI SICUREZZA INDIVIDUALI COMPLETI).

In relation to article 2.6 of the TCr Italy technical regulation, Minimum Racing Weight, we inform you that for the Checks of the weight of the drivers **will be carried out after FP2 from 13.35 at 17.00**, if in addition to the driver the respective competitors must also be present, in order to give certain notification of the registered weight and consequent release of the document where the weight is described (WITH COMPETITION CLOTHING AND INDIVIDUAL SAFETY DEVICES COMPLETE).



TCR DSG **REMINDER** **TCR Italy**
Touring Car Championship

A checklist of racing equipment arranged in a grid. A large green arrow points from the scale to the first item. Green arrows connect the items in a sequence: from the shirt to the suit, from the suit to the helmet, from the helmet to the boots, and from the boots to the gloves. The items are: a white long-sleeved shirt with 'BESTYLE' on the chest; a white full-body racing suit; a Red Bull racing helmet; a pair of black racing boots; and a pair of black racing gloves. A pair of white racing boots is also shown below the shirt.



MUST RECOMMENDED FOR FAST SCRUTINEERING

CARS CIRCULATIONS

Paddock C - centrale ex	
Nr.	Team
0c	TCR ITALY
1c	IF-4C
2c	IF-4C
3c	IF-4C
4c	IF-4C
5c	IF-4C
6c	IF-4C
7c	IF-4C
8c	IF-4C
9c	IF-4C
10c	IF-4C
11c	Porsche Carrera Cup Italia
12c	Porsche Carrera Cup Italia
13c	Porsche Carrera Cup Italia
14c	Porsche Carrera Cup Italia
15c	Porsche Carrera Cup Italia
16c	Porsche Carrera Cup Italia
17c	Porsche Carrera Cup Italia
18c	Porsche Carrera Cup Italia
19c	Porsche Carrera Cup Italia
20c	Porsche Carrera Cup Italia
21c	Porsche Carrera Cup Italia

Paddock A - fronte box	
Box: mt. 12 x mt. 12	
Intero (144 mq.) : Euro 1.900,00 + IVA	
Mezzo (72 mq.) : Euro 950,00 + IVA	
CST	BOX
PCCI	PDK
FRECA	PDK
IF-4C	PDK
CSP	PDK
TCR	PDK
CABRINANTE: MAGGA	PARC FERME
GOMMISTI	PER MUGELINO

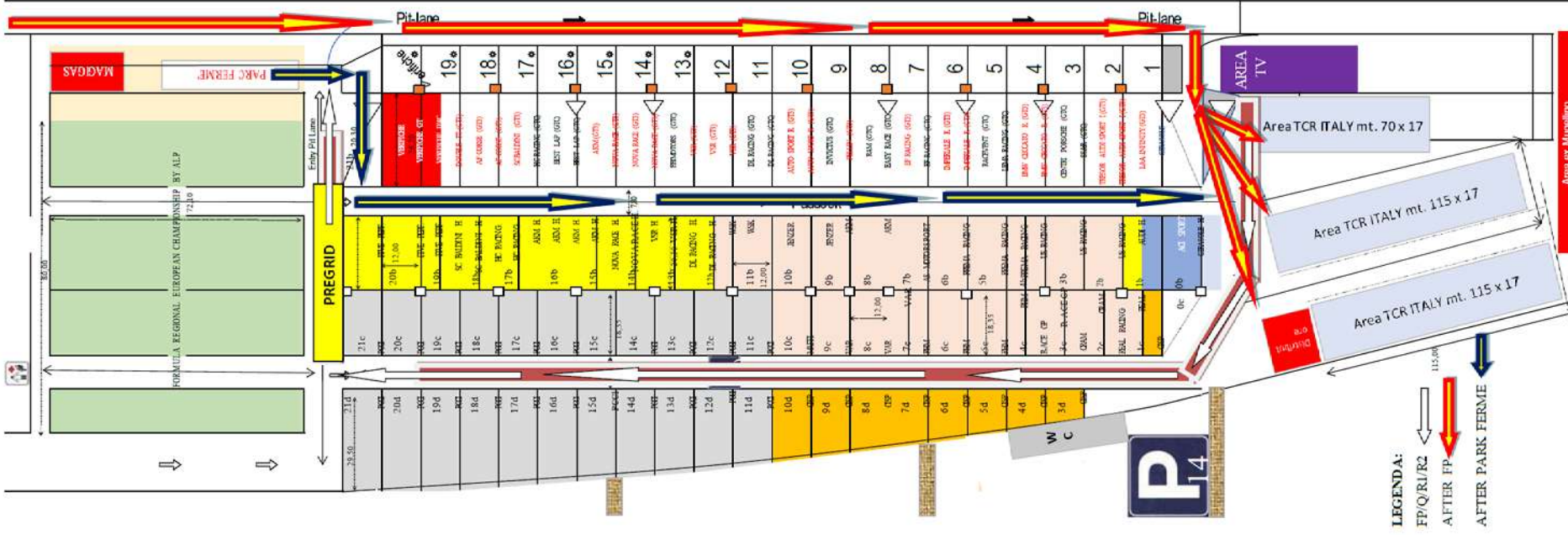
Paddock D - collina	
Nr.	Team
3d	CISP
4d	CISP
5d	CISP
6d	CISP
7d	CISP
8d	CISP
9d	CISP
10d	CISP
11d	Porsche Carrera Cup Italia
12d	Porsche Carrera Cup Italia
13d	Porsche Carrera Cup Italia
14d	Porsche Carrera Cup Italia
15d	Porsche Carrera Cup Italia
16d	Porsche Carrera Cup Italia
17d	Porsche Carrera Cup Italia
18d	Porsche Carrera Cup Italia
19d	Porsche Carrera Cup Italia
20d	Porsche Carrera Cup Italia
21d	Porsche Carrera Cup Italia

Paddock B - centrale dx	
Nr.	Team
0b	ACTI SPORT
1b	ACTI SPORT / OSPITALITA' GT H.
2b	IF-4C
3b	IF-4C
4b	IF-4C
5b	IF-4C
6b	IF-4C
7b	IF-4C
8b	IF-4C
9b	IF-4C
10b	IF-4C
11b	IF-4C
12b	IF-4C
13b	CIGT OSPITALITA'
14b	CIGT OSPITALITA'
15b	CIGT OSPITALITA'
16b	CIGT OSPITALITA'
17b	CIGT OSPITALITA'
18b	CIGT OSPITALITA'
19b	CIGT OSPITALITA'
20b	CIGT OSPITALITA'
21b	CIGT OSPITALITA'

Paddock Distributore	
Nr.	Team
TCR ITALY	
TCR ITALY	
TCR ITALY	
TCR ITALY	
TCR ITALY	
TCR ITALY	
TCR ITALY	
TCR ITALY	
TCR ITALY	
TCR ITALY	
TCR ITALY	
TCR ITALY	
TCR ITALY	
TCR ITALY	
TCR ITALY	
TCR ITALY	

Paddock Centro Medico	
Nr.	Team
FRECA	
FRECA	
FRECA	
FRECA	
FRECA	
FRECA	
FRECA	
FRECA	
FRECA	
FRECA	
FRECA	
FRECA	
FRECA	
FRECA	
FRECA	
FRECA	

Area ex Mugellano	
Nr.	
	GOMMISTI
	PRELLI
	HANKOOK
	MICHELIN



MUGELLO CIRCUIT – ROUND 3

START MODE ALL SESSIONS 45° - UNTIL PIT EXIT GREEN LIGHT IS ON

→ FOLLOW THE PIT ALLOCATION

When the cars approach to start of the Free Practice – Qualifying – and Formation Lap for the Races, it's not possible to wait the green flag/light near the Pit Exit

→ WAIT THE GREEN LIGHT AT PIT EXIT, IN YOUR PIT ALLOCATION

The speed limit imposed in the Pit is **60 Km/h.**

→ UNTIL GREEN LIGHT IS ON IN PIT EXIT – FAST LANE IS CLOSED

BEFORE THREE MINUTES FAST LANE IS OPEN - TEAM
MANAGER ONLY ON TOP THE BLANDING LANE IN
FRONT OF THE CAR



FAST LANE



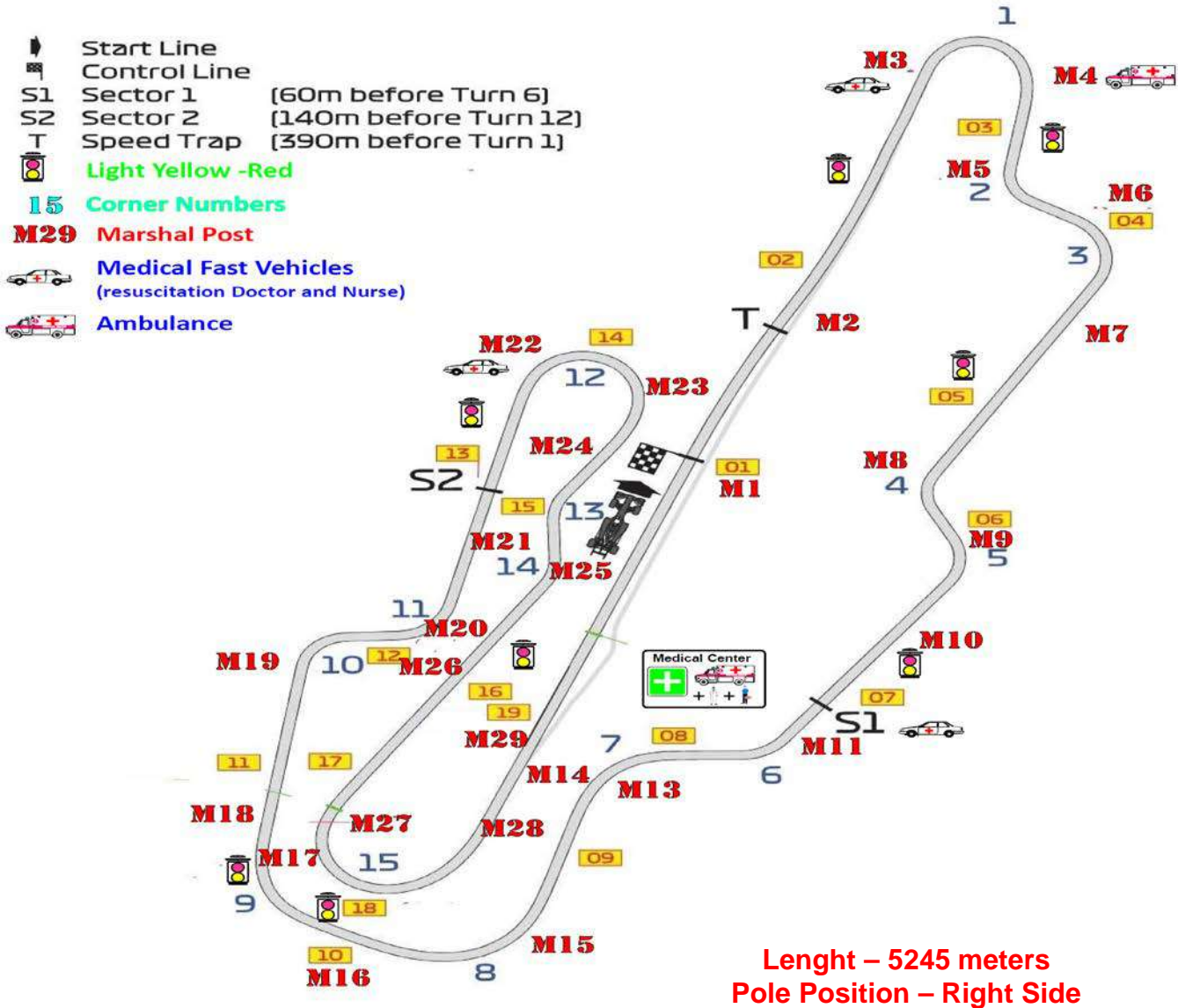
WORKING LANE

GARAGES

mugello

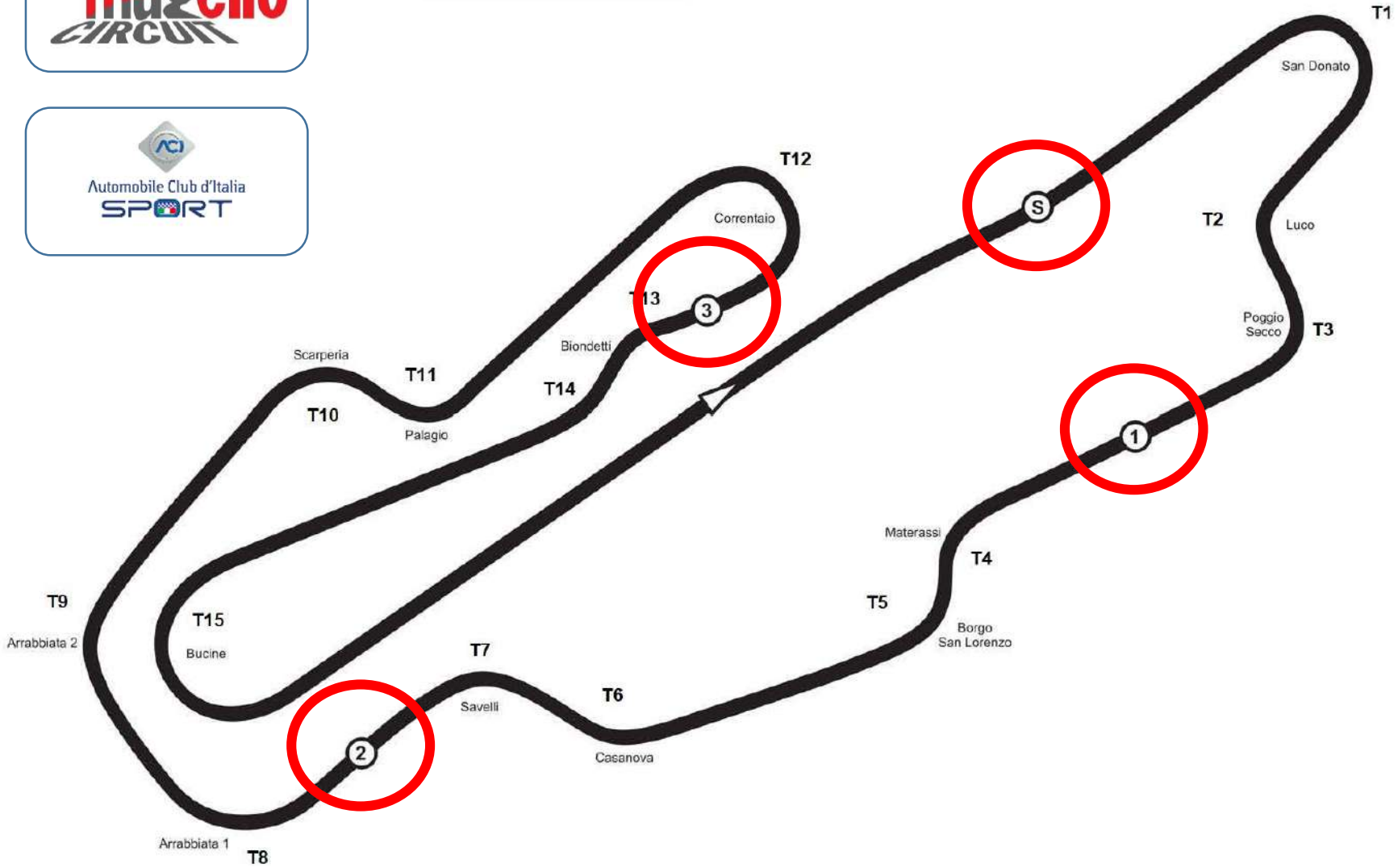
CIRCUIT

CIRCUIT MAP





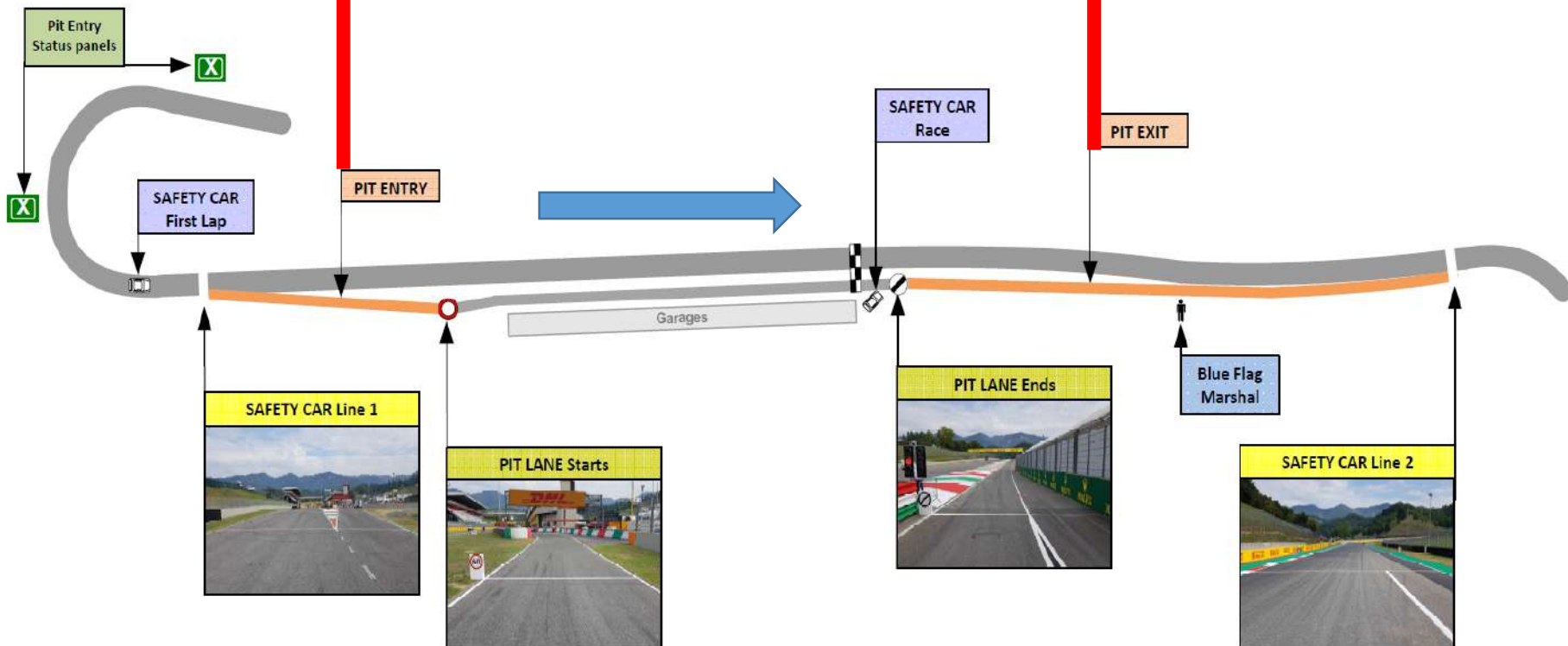
MUGELLO CIRCUIT



TIMING SECTORS

Length – 5245 meters
Pole Position – Right Side

**PIT IN – PIT OUT METERS 389.30 – 24”
SECONDS**



TRACK LIMIT



MUST RESPECT TRACK LIMIT



**DURING THE QUALIFYING AFTER LIMITS TRACK IF THE BEST LAP
DELETING THE THIS TIME**

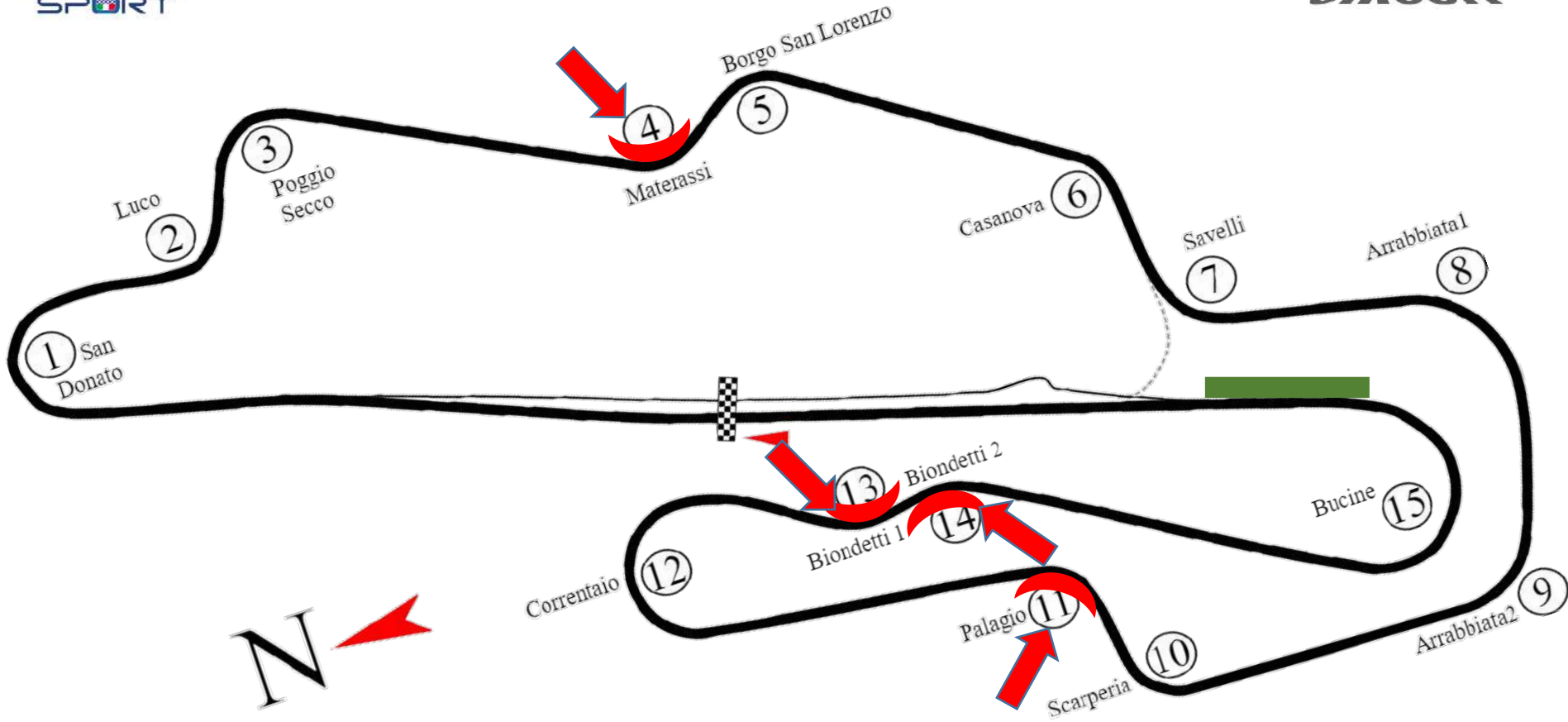
**DURING THE RACES
AFTER REPEAT THE LIMITS TRACK
PENALTY TIME
(DECISION TO THE STEWARDS)**

TRACK LIMITS LAYOUT



Automobile Club d'Italia
SPORT

mugello
CIRCUIT



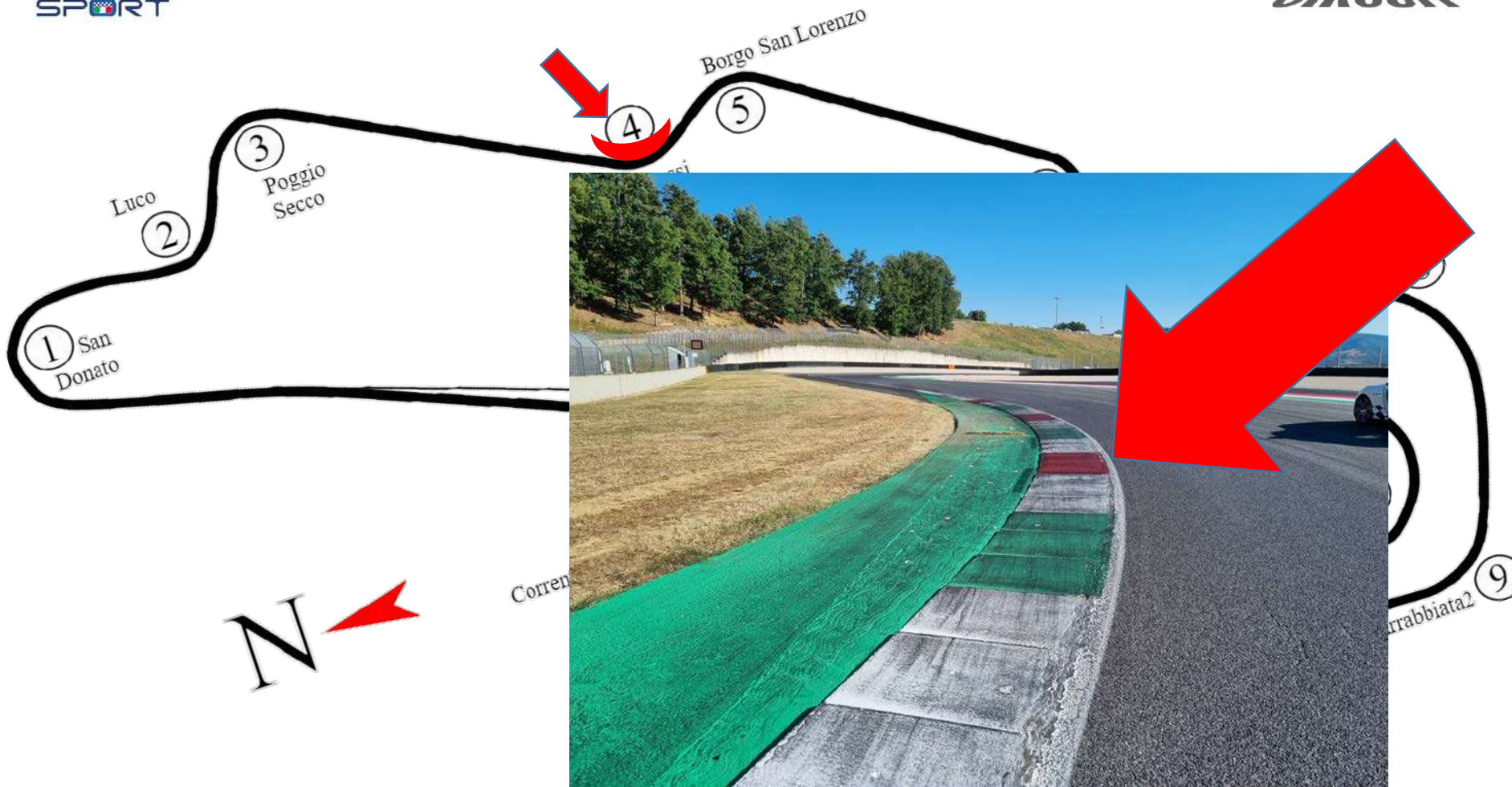
T4 - T11 - T13 - T14

TRACK LIMITS LAYOUT



Automobile Club d'Italia
SPORT

mugello
CIRCUIT



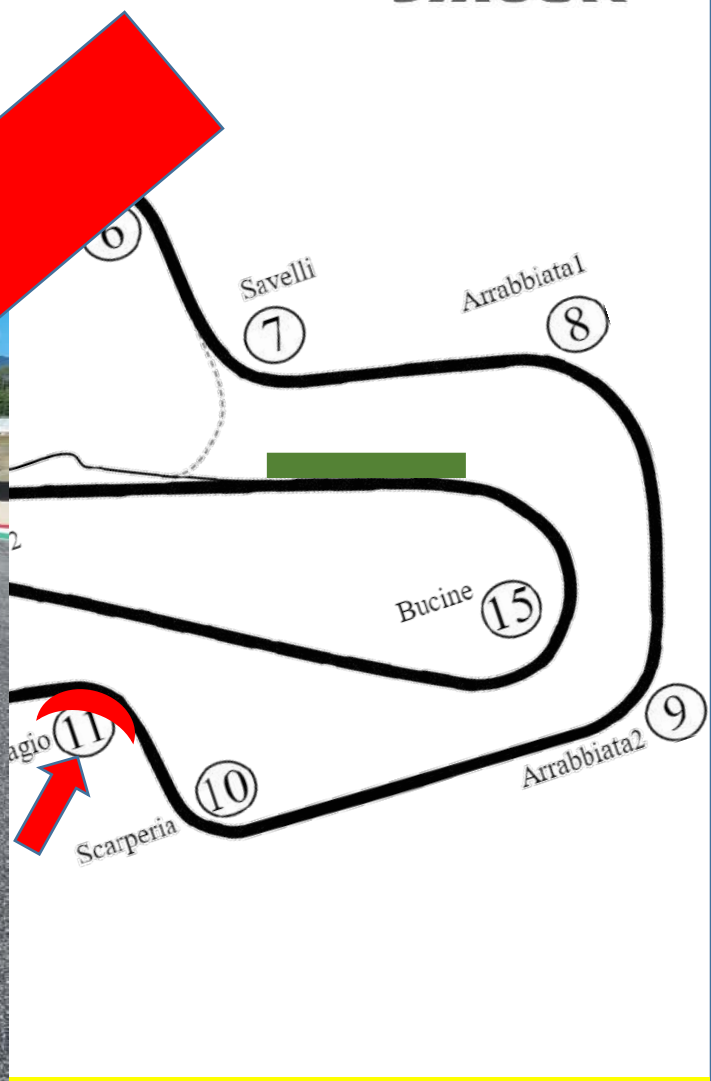
N

Corren

Arrabiata2

T4 – TWO WHEELS REMAINING INSIDE THE WHITE LINE


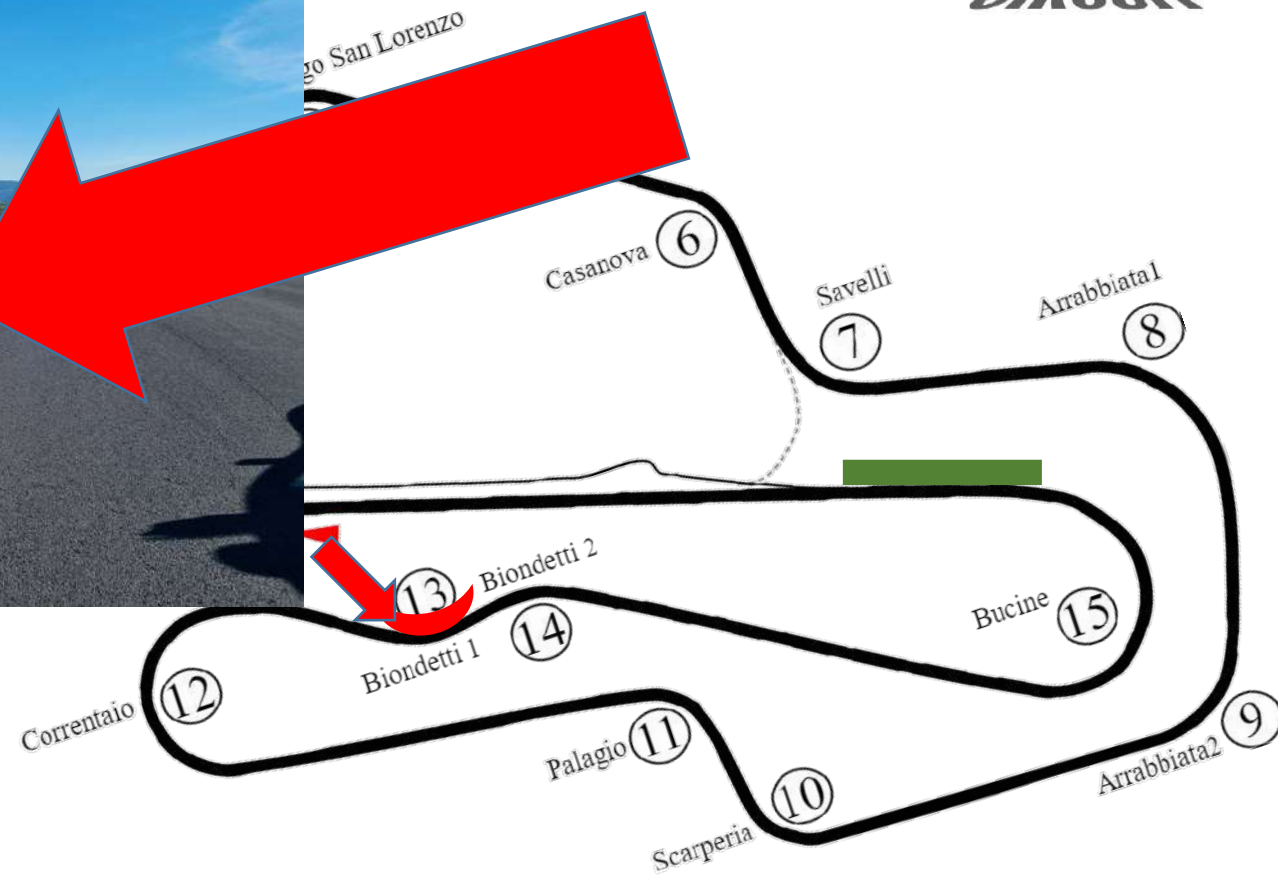
TRACK LIMITS LAYOUT



T11 – TWO WHEELS REMAINING INSIDE THE WHITE LINE

TRACK LIMITS LAYOUT

mugello
CIRCUIT

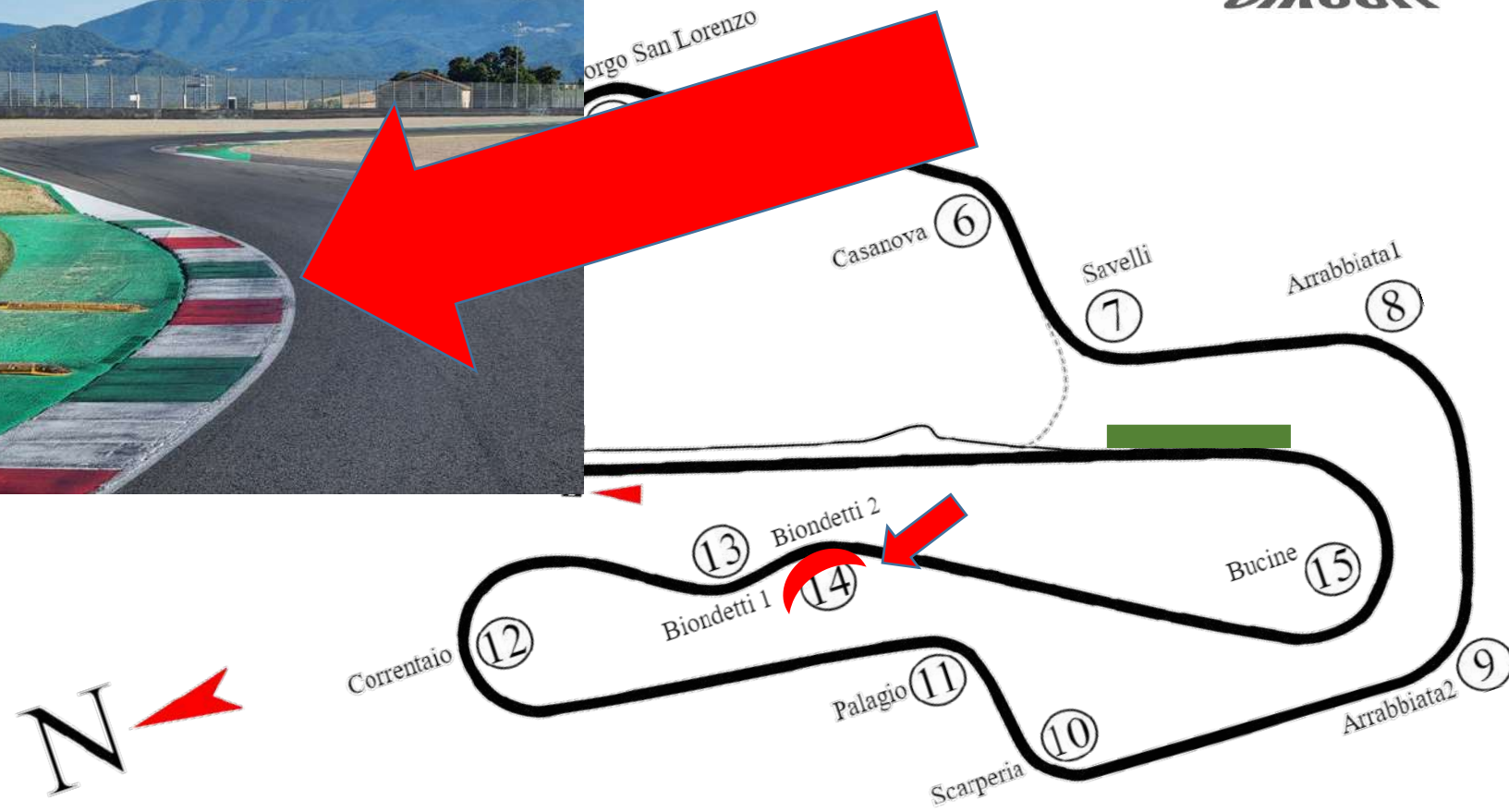


T13 – TWO WHEELS REMAINING INSIDE THE WHITE LINE

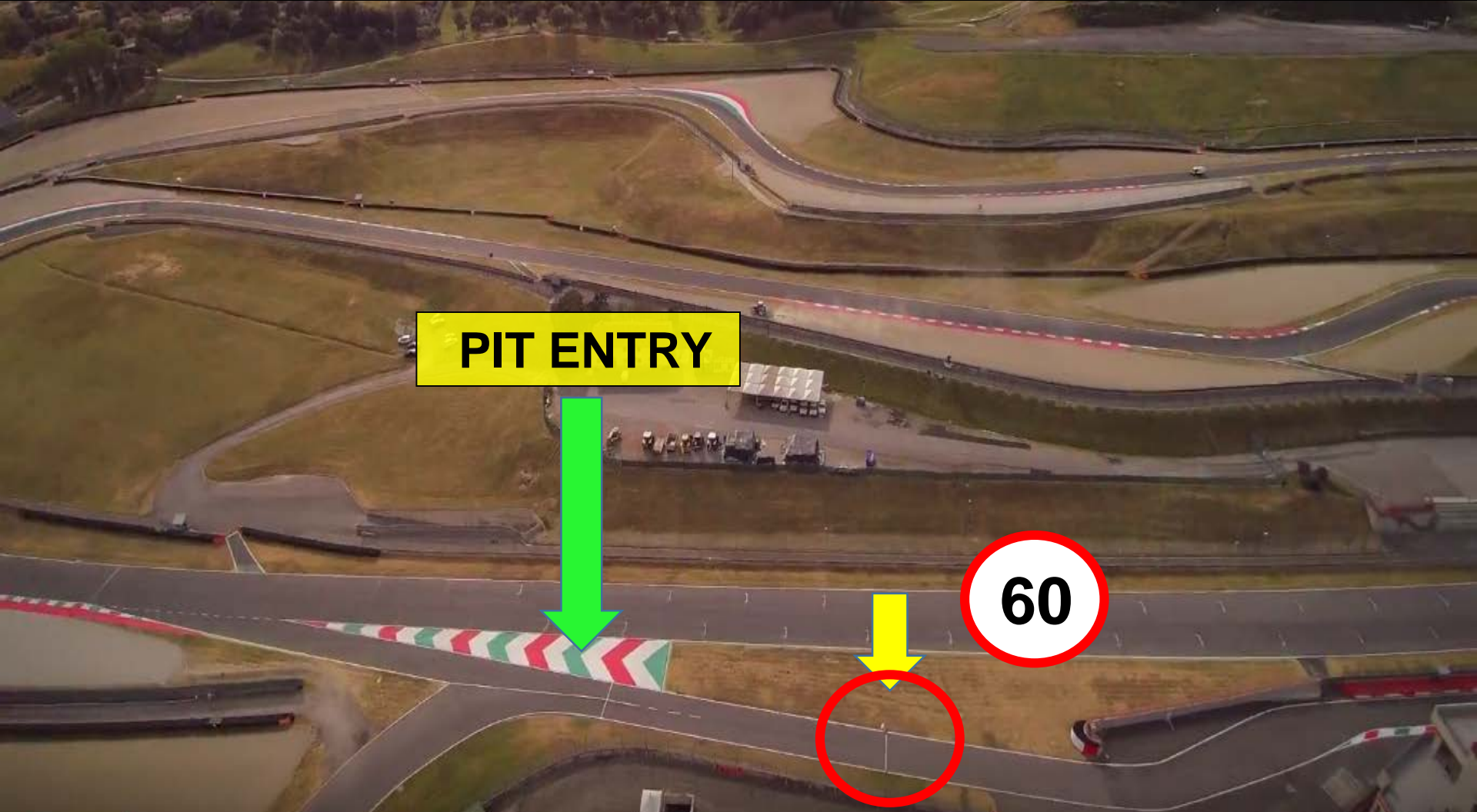
TRACK LIMITS LAYOUT



mugello
CIRCUIT



T14 – TWO WHEELS REMAINING INSIDE THE WITHE LINE



PIT ENTRY

60

PIT ENTRY



Any Driver intending to leave the Track or to enter the Pit Lane shall signal their intention to do so in good time and shall make sure that it is safe to do so.
At all times, access to the Pit Lane is allowed only through the Pit Entry.

SPEED LIMIT IN THE PIT - 60 KM/H



DURING THE START OF A RACE, THE PIT WALL MUST BE KEPT CLEAR OF ALL PERSONS



FAST LANE

INNER LANE

BLENDING LANE

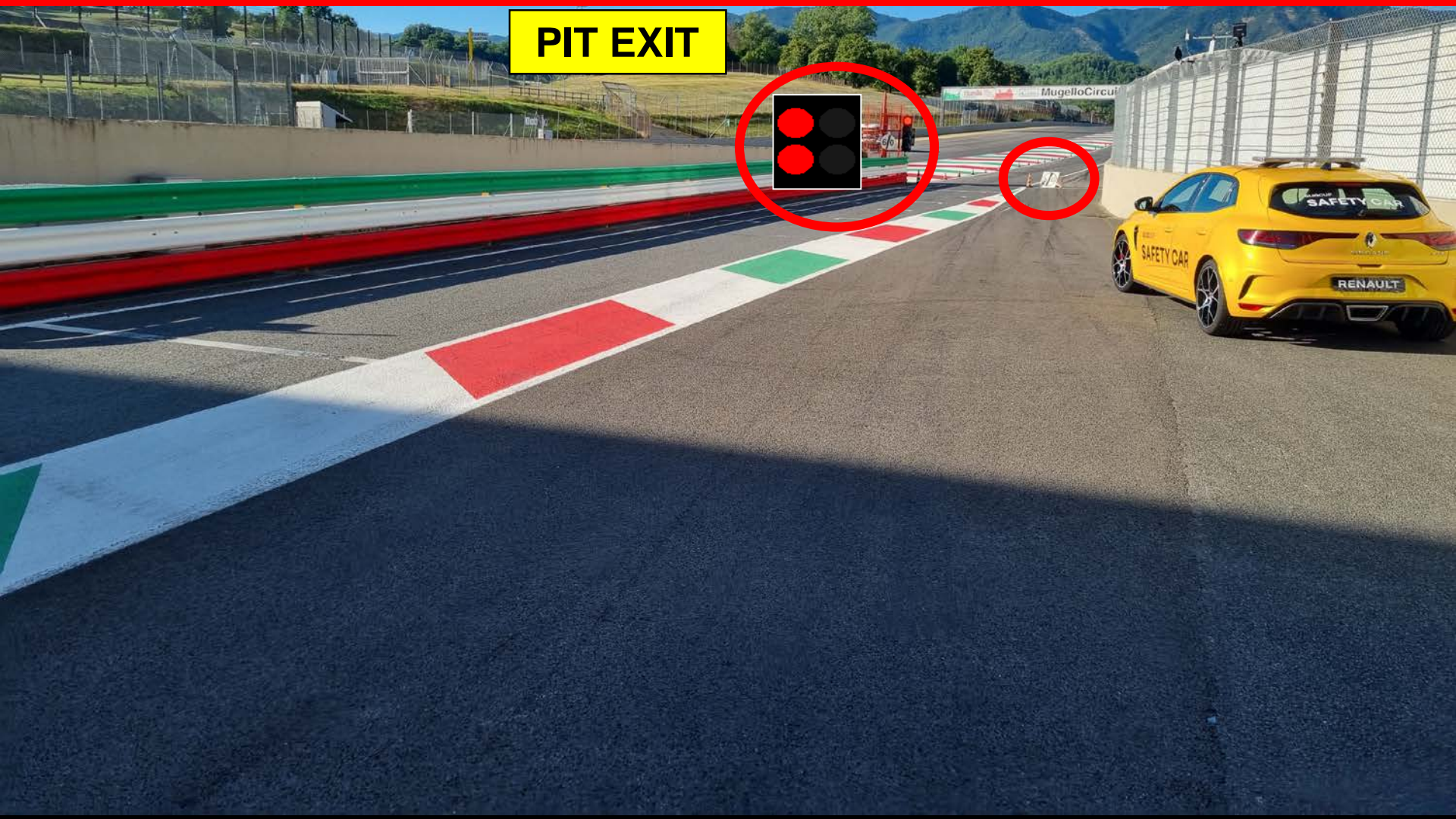
SPEED LIMIT IN THE PIT 60 KM/H

SPEED LIMIT 60 KM/H
END OF SPEED CONTROL



MUST RESPECT RED LIGHTS AT THE EXIT PIT LANE

PIT EXIT



PIT ENTRY



PIT EXIT

DISTANCE - 389,30 meters
Time distance = 24 sec.



PIT EXIT - LIMIT

mugello
CIRCUIT

200

DON'T / TOUCH CROSS THE WHITE LINE



MARSHALL POST & RECOVERY AREAS

mugello
CIRCUIT



**IF DO YOU HAVE THE TECHNICAL PROBLEMS RECOVERING THE CAR IN THE ORANGE
AREAS
(RIGHT OR LEFT SIDE TO THE TRACK)**

USE LIGHTS PROCEDURE FOR THE DRIVERS
DURING ONLY THE QUALIFYING SESSION
MANDATORY

LIGHTS ON – DURING ONLY THE BEST LAP

LIGHTS PROCEDURE: MAKE USE ONLY - IF NOT WET PRACTICE CONDITIONS



REASONS:

- 1) FOR THE PROTECTION OF BLUE FLAGS FROM THE RACE CONTROL AND THE MARSHALL POSTS.
- 2) TO GIVE SIGNAL TO OTHER DRIVERS WHO IS THE BEST LAP AND TO CONERGE THE RACING LINE (MANDATORY).

DRIVE PERFORMANCE:
FAIR PLAY MODE DURING THE EVENT
NOT BAD MANOUVERS
NOT COLLISIONS



STOPPING FREE PRACTICE – QUALIFYING - RACE

When the red flags/lights are displayed, all Drivers must immediately reduce speed being prepared to stop if necessary and proceed slowly back to the Pit Lane - Pit Allocation.

RED LIGHTS PANEL

Slow down to 80 Km/Hr - NO overtaking

Qualifying: Clock stops - lap time cancelled - drive to pit lane



RED FLAG DURING THE FP AND QUALIFYING: STOP THE CAR IN THE PIT ALLOCATION IN WORKING LANE ONLY – MANDATORY IN CORRECT POSITIONS OF THE PIT ALLOCATION.

CHECK THE RED FLAG PROCEDURE - DURING SAFETY CAR ON THE ACISPORT REGULATIONS (RDS 2024)

**RED FLAG PROCEDURE DURING THE RACE AFTER SAFETY CAR ON TRACK: ALL CARS FOLLOW THE SAFETY CAR IN PIT LANE – ALL CARS STAY IN FAST LANE IN PARK FERME' CONDITIONS – ENGINES OFF - UNTIL AFTER THE RACE DIRECTOR SEND THE ORDER (IN RADIO AND ON THE MONITORS « NOW IS POSSIBLE MAKE THE WORKS ON THE CARS UNTIL AT THE TIME: _____ »)
RESTART THE RACE IS BEHIND THE LA SAFETY CAR – FOLLOW THE ITALIAN SPORTING REGULATION 2024.**




STARTING GRID – RULES :

During the stop, it is not allowed to refuel or top-up lubricants and /or other liquids in the pit lane, and the cars cannot enter or go to the pits or paddock; the only fluid is allowed to refill is the **brake fluid**.

Operations may still be performed on the cars , because they will not subject to Parc Fermé rules. At ending Qualifying session- all Cars Immediately - Parc Fermè inside.

STARTING GRID - RACE 1)



At the end of qualifying session, the list of the drivers who have made the best times will be issued.

STARTING GRID - RACE 2)



The Starting Grid of the race 2 in relation at qualifying with the first EIGHT (8) positions reversed.

QUALIFYING – SINGLE SESSION 25' MINUTES

CARS FIRST POSITIONING IN THE GRID

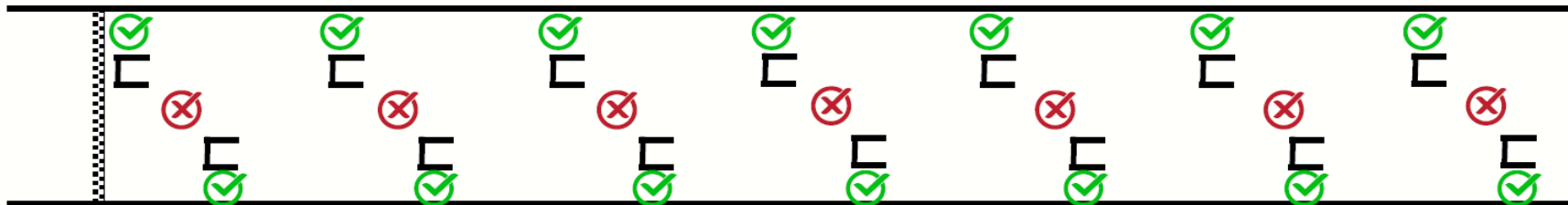
SAFETY PROCEDURE:



DURING POSITIONING ON THE STARTING GRID, ALL SPACES OF EACH CAR MUST BE IN ORDER THE TROLLEYS MUST BE KEPT EXCLUSIVELY OUTSIDE THE TRACK - THE ASSISTANTS MUST NOT INTRUDE INTO THE CENTRAL POSITIONING AREA – ALL TECHNICAL EQUIPMENT MUST BE POSITIONED IN FRONT OF EACH RESPECTIVE CAR IN ORDER TO MAKE THE POSITIONING MANOEUVRES EASY AND SAFE.

TROLLEYS POSITIONING ON THE GRID

All the trolleys must be positioned close to the pit wall for the cars that will start on the RHS of the starting grid and to the grandstand side for the cars that will start on the LHS of the starting grid. No trolleys are allowed to be positioned in the middle of the starting grid



FOR ALL TEAMS: MUST RESPECT THIS SAFETY PROCEDURE

STARTING PROCEDURE ROLLING START

POLE POSITION: RIGHT SIDE

DURING THE PROCEDURE
AND THE PANELS SHOW
THE SIREN WILL ALSO BE ACTIVATED
WITH A SINGLE RING !!



15' BEFORE THE START:
PIT LANE IS OPEN

10' BEFORE THE START:
PIT LANE IS CLOSED

5' BEFORE THE START
WILL SHOW THE PANEL 5'
MINUTES:
NO WORKS
WHEELS FITTED
CARS DOWN

3' BEFORE THE START
WILL SHOW THE PANEL 3'
MINUTES:
CLEAR THE STARTING GRID
– ONLY ONE PERSON PER
CAR


1' BEFORE THE START WILL
SHOW THE PANEL 1'
MINUTE: STARTING GRID IN
COMPLETE CLEAR
CONDITIONS – ENGINES ON

30'' BEFORE THE START
WILL SHOW THE PANEL 30''
SECONDS:
DRIVERS MUST BE READY
FOR THE STARTING LAP
LEADING CAR MOVING

AFTER WILL SHOW THE GREEN FLAG:
ALL CARS MOVING FROM THE GRID
STARTING LAP (FORMATION)

In the interval between the opening and the closing of the pit lane , 2 (two) laps of the circuit can be driven, with passage along the Pit Lane and within the time period in which the green light is on

When the cars are stopped in the GRID before the Formation Lap – ENGINE OFF / NO ENGINE RUNNING



EXTRA FORMATION LAP

IF FOR ONE OR MORE REASONS THE START CAN NOT BE GIVEN, THE RED LIGHTS WILL BE ON AND THE BLINKING YELLOW LIGHTS WILL BE ON.

TIMING IS ON : IN ANY CASE WITH THE FRONT ROW CROSSING LINE OF THE START

LIGHT YELLOW BLINKING ON – LIGHT RED ON :

IN THIS CASE NEW FORMATION LAP – SPEED DICTATED BY POLE POSITION

DURING THE STARTING (FORMATION) LAP SAFETY MATTERS IN MANDATORY USE:

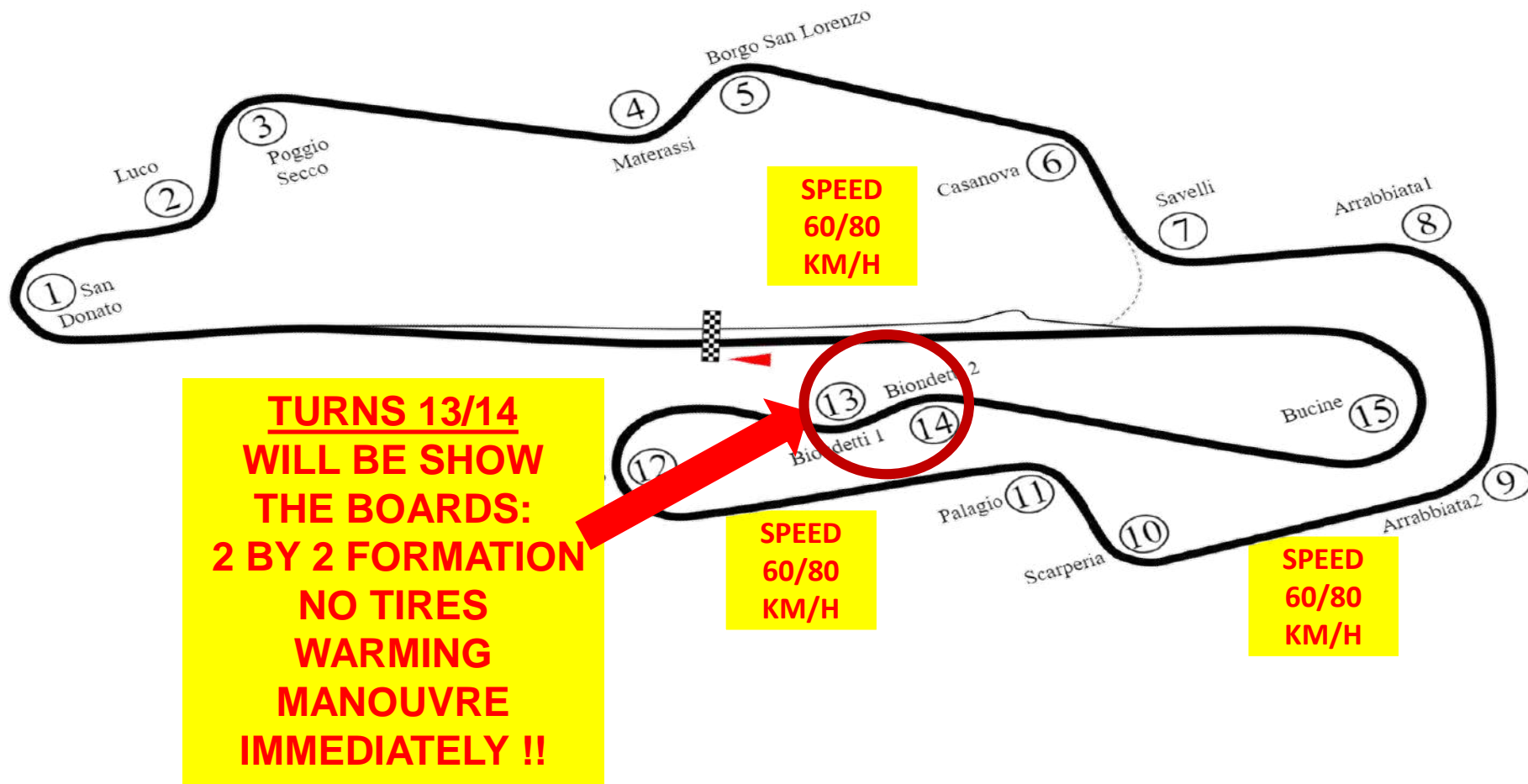
STARTING (FORMATION) LAP:

- DRIVERS MUST FOLLOW THE LEADING CAR.
- NO OVERTAKES.
- IN CASE A CAR DOES NOT START THE FORMATION LAP FROM THE GRID, IT MUST START FROM ITS GRID POSITION ONLY IF IT HAS NOT BEEN TAKEN BY ALL THE OTHERS CARS.

TWO BY TWO FORMATION BOARD :

- STARTING FROM **T13** THE GRID FORMATION BOARD WILL BE SHOWN
- **NO TIRES WARMING MANOUVRES - (IMMEDIATELY!!)**
- NO OVERTAKES.
- IT'S COMPULSORY TO MAKE THE TWO BY TWO FORMATION
- SPEED IS IMPOSED MIN.60 KM/H – MAX 80 KM/H UNTIL THE GREEN LIGHTS IS ON

DURING THE STARTING (FORMATION) LAP SAFETY MATTERS IN MANDATORY USE:



OUT OF THE LEADING CAR THE POLE POSITION MUST HAVE A MAXIMUM SPEED OF 80 KM/H AND A MINIMUM OF 60 KM/H MANDATORY

**STARTING PROCEDURE
ROLLING START**

TURN 13



TURN 14

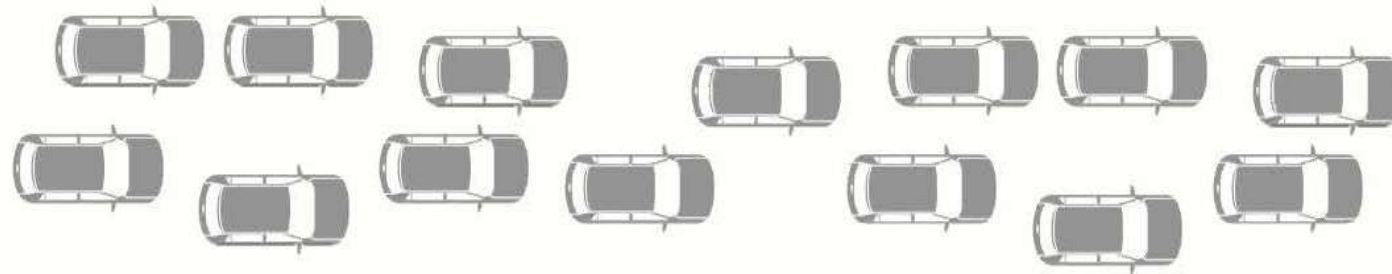
**CARS RANGED IN
TWO LINES
WILL BE SHOW
THE BOARDS**

DURING THE STARTING (FORMATION) LAP SAFETY MATTERS IN MANDATORY USE:

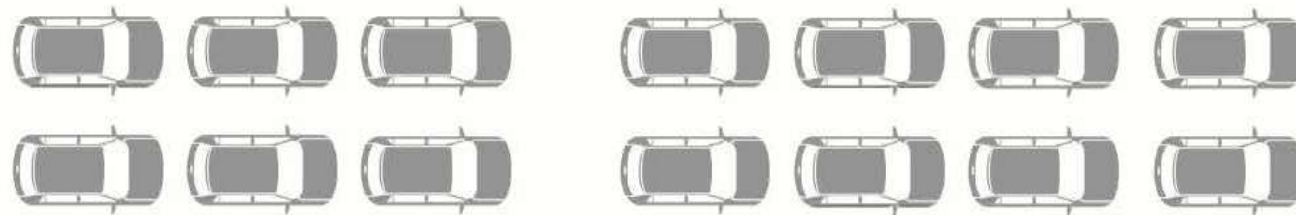


STARTING PROCEDURE

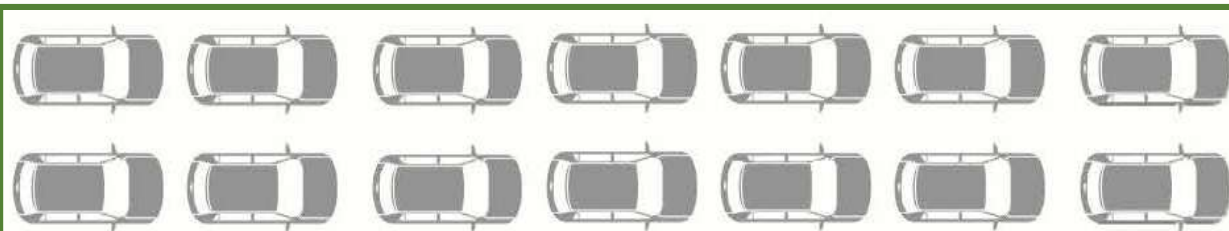
ROLLING START



**WRONG
FORMATION**



**WRONG
FORMATION**



**CORRECT
FORMATION**

MANDATORY BEHAVIUR/PERFORMANCE:KEEP YOUR RESPECTIVE POSITIONS IN MOTION WITHOUT GETTING OUT OF ALIGNMENT, WITHOUT DISTURBING THE CONVOY AND THE RESPECTIVE START LINES AND ROW, UNTIL THE GREEN START LIGHTS TURN ON – IT IS A NECESSARY SAFETY CONDITION !!

DURING THE STARTING (FORMATION) LAP SAFETY MATTERS IN MANDATORY USE:



ROLLING START – LINE UP



START LINE



CARS IN CONVOY BEFORE THE START

SPEED 60/80 KM/H

CARS IN CONVOY BEFORE THE START


**DURING THE MAIN STRAIGHT IN ROLLING START PROCEDURE, CARS MUST PROCEED ON THE
STANDING START GRIDS (IDEAL CONVOY CORRIDORS) AND NOT LEAVE THESE LINES, BEFORE THE
START LIGHTS IS ON GREEN – MANDATORY !!**

STARTING PROCEDURE ROLLING START




Speed 60/80 km/h

**STARTING PROCEDURE
ROLLING START**



GREEN LIGHTS = START

STARTING PROCEDURE



**ANY FALSE OR JUMP START WILL BE SANCTIONED
FROM THE STEWARDS**

STARTING PROCEDURE ROLLING START



**SAFETY MISURE DURING THE
STARTING PROCEDURE
MANDATORY**




**DON'T TOUCH – DON'T CROSS THE AREA
WITH ITALIAN FLAG COLORS
FOR ITS ENTIRE LENGTH
IF YOU TOUCH OR CROSS A 5" SECONDS
TIME PENALTY WILL BE APPLIED**

DURING THE FREE PRACTICE – QUALIFYING AND RACES



IN CASE OF USING THE “**FULL COURSE YELLOW** “, THE RD WILL COMPLY WITH THE FOLLOWING STANDARDS SPEED LIMIT IMPOSED THE ENTIRE OF TRACKS IS **80 KM/H** ; IN THIS CASE , AT EACH MP, WILL BE SHOWED THE BOARD **FCY** (FULL COURSE YELLOW) WHICH WILL BE ACCOMPANIED BY A WAVED YELLOW FLAG , MAINTAINING THE SAME DETACHMENT FROM OTHER CARS , UNTIL THE FIRST MP WHERE THE GREEN FLAG WILL BE DISPLAYED. **DURING THE RACE: AT END OF THE FCY PROCEDURE –ENTRY INSIDE THE TRACK THE SAFETY CAR, BEFORE THE RESTART THE RACE. FOR THAT REASON IS FORBIDDEN, FOR THE DRIVERS MAKE WARMING TIRES MANOUVERS DURING THE RACE – MANDATORY USE IS THE SAFETY MATTER !!**

FULL COURSE YELLOW



FCY

SC



- Speed 80 Km/Hr until the green flag
- SC procedure always preceded by FCY
- SC get the leader during the FCY
- End of FCY– SC procedure

DURING THE FREE PRACTICE – QUALIFYING AND RACES

FULL COURSE YELLOW



DURING THE FREE PRACTICE-QUALIFYING AND RACES



IN CASE OF USING THE “**FULL COURSE YELLOW**“, THE RD WILL COMPLY WITH THE FOLLOWING STANDARDS SPEED LIMIT IMPOSED THE ENTIRE OF TRACKS IS **80 KM/H** ; IN THIS CASE , AT EACH MP, WILL BE SHOWED THE BOARD **FULL COURSE YELLOW** WHICH WILL BE ACCOMPANIED BY A WAVED YELLOW FLAG , MAINTAINING THE SAME DETACHMENT FROM OTHER CARS , UNTIL THE FIRST MP WHERE THE GREEN FLAG WILL BE DISPLAYED. **AT END OF THE FCY PROCEDURE –IN TRACK ENTRY THE SAFETY CAR, BEFORE THE RESTART ONLY - MANDATORY: IS FORBIDDEN**

SAFETY CAR

PROCEDURE



SC



SAFETY CAR PROCEDURE

SAFETY CAR PROCEDURE

- If needed, the Clerk of the Course can use the Safety Car to neutralize the race.
- When the Safety Car deploy order is given, all Marshals Post will show a waved yellow flag and SC board.
- The Safety Car will enter on track with the yellow lights on and take the head of the race with the leader behind itself.
- Overtaking is forbidden and the distance should be less than five car lengths apart.
- The Safety Car will be used until the safety conditions will be restored.
- When the Safety Car will approach the SC Line 1, competitor may enter in pit lane overtaking the SC.
- During the SC procedure Pit Exit remain GREEN. When the SC will close to pass the START Line pit exit will be closed (RED lights)
- When the last car of the group behind the SC will pass pit exit the light at pit exit it will be GREEN again.
- In some circumstances, the Safety Car can pass in pit lane. Please, always follow the Safety Car when its yellow lights are on.
- During the SC period it's not possible to serve penalties as STOP & GO and DRIVE THROUGH

SAFETY CAR PROCEDURE



SAFETY CAR PROCEDURE

- When the Clerk of the Course announces "Safety Car in this lap," the Safety Car will turn off its yellow lights at **Turn 12**
- From this moment onward, all drivers must maintain a consistent speed without performing any tire-warming maneuvers. All SC boards will be withdrawn and a single fixed yellow flag will be shown at each marshal post
- As the Safety Car approaches the pit entry, the yellow flags will be withdrawn.
- Green lights and a green flag will be displayed only at the Control line until the last car passes.
- Overtaking is only allowed after crossing the Control/Finish line.
- If the safety car remains on the track during the final lap, the following procedure will be implemented:
 - Turn off lights at **Turn 12**
 - Safety car returns to the pit lane
 - All competing cars will receive the chequered flag (no overtaking or green flag).

SC

SAFETY CAR

SAFETY CAR

TCR Italy
TOURING CAR CHAMPIONSHIP

TCR DSG
CHAMPIONSHIP



mugello
CIRCUIT

SAFETY CAR PROCEDURE



SAFETY CAR PROCEDURE

- If needed, the Clerk of the Course can use the Safety Car to neutralize the race.
- When the Safety Car deploy order is given, all Marshals Post will show a waved yellow flag and SC board.
- The Safety Car will enter on track with the yellow lights on and take the head of the race with the leader behind itself.
- Overtaking is forbidden and the distance should be less than five car lengths apart.
- The Safety Car will be used until the safety conditions will be restored.
- When the Safety Car will approach the SC Line 1, competitor may enter in pit lane overtaking the SC.
- During the SC procedure Pit Exit remain GREEN. When the SC will close to pass the START Line pit exit will be closed (RED lights)
- When the last car of the group behind the SC will pass pit exit the light at pit exit it will be GREEN again.
- In some circumstances, the Safety Car can pass in pit lane. Please, always follow the Safety Car when its yellow lights are on.
- During the SC period it's not possible to serve penalties as STOP & GO and DRIVE THROUGH

SAFETY CAR

TCR Italy
Touring Car Championship

Automobile Club d'Italia
SPORT

SC



PIT EXIT LIGHTS DURING SC

Pit exit light remain **GREEN**

When the SC will pass the FINISH LINE, the pit exit light will turn **RED**

When last car in the group behind SC passes pit exit, the light will turn **GREEN** again

TCR DSG
Championship

SAFETY CAR

TCR Italy
SERIE EUROPEA

TCR DSS

SC



DRIVERS TO FOLLOW SAFETY CAR, NO OVERTAKING

SAFETY CAR



ALL CARS FOLLOW THE SAFETY CAR INTO THE PIT LANE

SC



Under certain circumstances, the Race Director may ask the Safety Car to use the Pit Lane. In these cases, and provided its orange lights remain illuminated, all Cars must follow it into the Pit Lane without overtaking.

Any Car entering the Pit Lane under these circumstances may stop at its Pit

SAFETY CAR

In some cases the Safety Car may use the PIT LANE
In this case the yellow lights will remain on and all the cars will follow
the SC through Pit Lane.

The cars will be able to stop at their Box

DURING THE CONDITIONS OF SAFETY CAR IT IS NOT POSSIBLE TO DISCOUNT
THE PENALTIES OF:

STOP & GO

DRIVE TROUGH

The logo for Mugello Circuit, featuring the word "mugello" in a red, lowercase, sans-serif font, with the word "CIRCUIT" in a smaller, black, uppercase, sans-serif font below it. The logo is centered within a white rounded rectangle with a red border.

SAFETY CAR

SAFETY CAR



When the Race Director calls in the Safety Car, it must extinguish its orange lights and this will be the signal to the Drivers that it will be entering the Pit Lane at the end of that lap.

If the Safety Car is still deployed at the beginning of the last lap, or is deployed during the last lap, it will enter the Pit Lane at the end of the last lap and the cars will take the chequered flag as normal without overtaking.



RACE CONTROL : SAFETY CAR IN THIS LAP

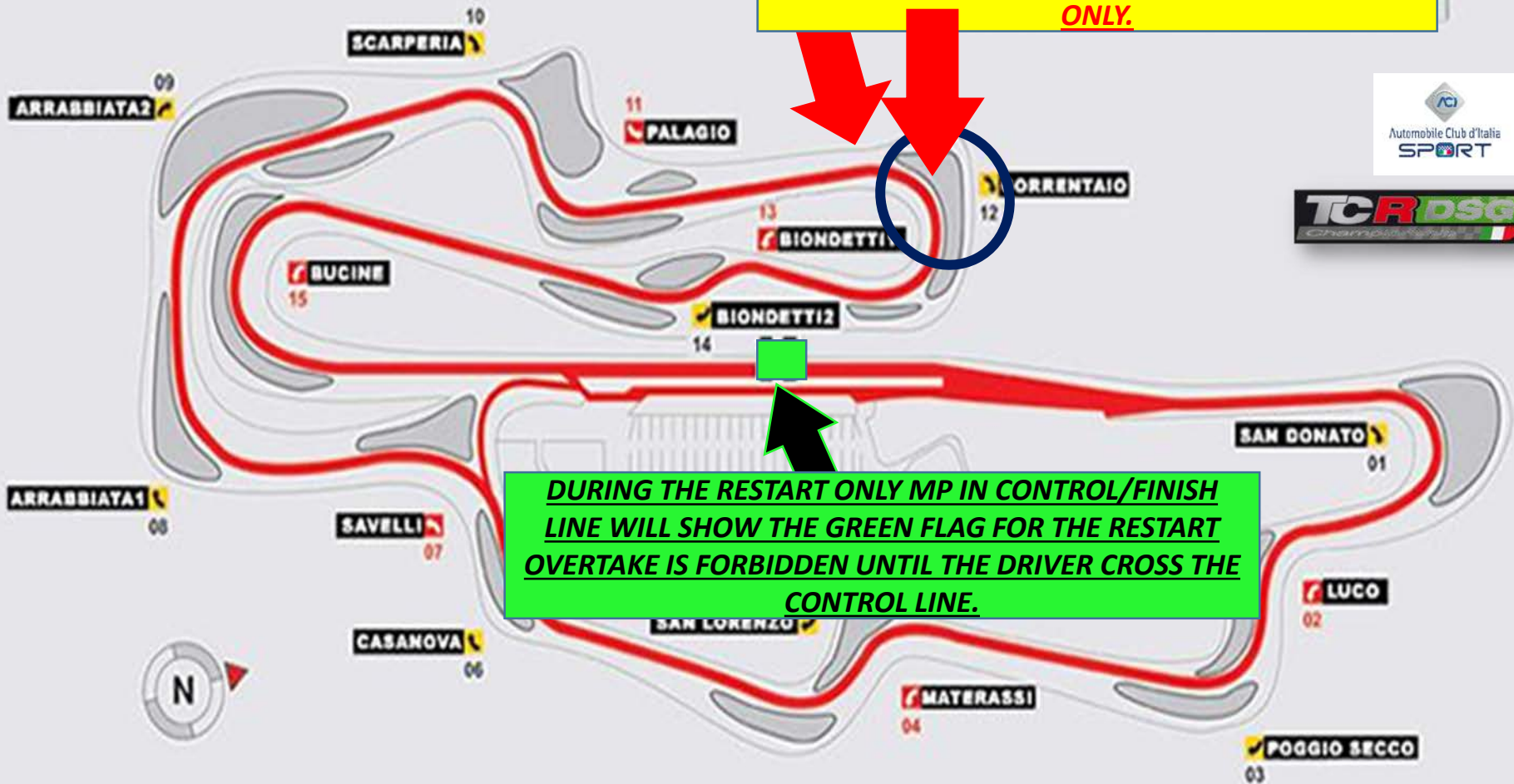
NO LIGHTS ON THE SAFETY CAR
Stay in one single line – No tyre warming

SAFETY CAR LIGHTS OFF Turn 12

mugello circuit

IN TURN 12: FINISH WARMING TIRES MANOUVRES
WHEN SC YELLOWS LIGHTS OFF

WHEN SC YELLOWS LIGHTS OFF
ALL MARSHALL POST WITHDRAW THE SC BOARD
AND LEAVE THE FIXED YELLOW FLAGS DISPLAYED
ONLY.



DURING THE RESTART ONLY MP IN CONTROL/FINISH
LINE WILL SHOW THE GREEN FLAG FOR THE RESTART
OVERTAKE IS FORBIDDEN UNTIL THE DRIVER CROSS THE
CONTROL LINE.

SAFETY CAR RESTART

TCR Italy
TOURING CAR CHAMPIONSHIP

ACI
Automobile Club d'Italia
SPORT



RESPECT THE DISTANCE TO THE SAFETY CAR ON THE SC LINE !!!!!

SAFETY CAR - RESTART



FIRST SAFETY CAR LINE

YOU CAN ACCELERATE ONLY FROM THE FIRST SAFETY CAR LINE

SAFETY CAR - RESTART

Overtaking remains forbidden until the Cars cross the Finish Line



If the Safety Car is still deployed at the beginning of the last lap, or is deployed during the last lap, it will enter the Pit Lane at the end of the last lap and the cars will take the chequered flag as normal without overtaking.



UNDER CERTAIN CIRCUMSTANCES THE RACE MAY BE STARTED BEHIND THE SAFETY CAR. IN THIS CASE, AT ANY TIME BEFORE THE "ONE-MINUTE" BOARD IS GIVEN, ITS ORANGE LIGHTS WILL BE SWITCHED ON. THIS IS THE SIGNAL TO THE DRIVERS THAT THE RACE WILL BE STARTED BEHIND THE SAFETY CAR. WHEN THE GREEN LIGHTS ARE ILLUMINATED, THE SAFETY CAR WILL LEAVE THE GRID WITH ALL CARS FOLLOWING IN GRID ORDER IN SINGLE CONVOY, NO MORE THAN TEN CAR LENGTHS APART. THERE WILL BE NO FORMATION LAP THE OVERTAKE IS FORBIDDEN IMMEDIATELY THE TIME FOR THE RACE IS ON WHEN THE FIRST ROW OF THE CARS CROSSING THE START LINE. THE RACE WILL START WHEN THE GREEN LIGHTS CAME ON


STOPPING A FREE PRACTICE SESSION OR A QUALIFYING SESSION

WHEN THE RED FLAGS/LIGHTS ARE DISPLAYED, ALL DRIVERS MUST IMMEDIATELY REDUCE SPEED BEING PREPARED TO STOP IF NECESSARY AND PROCEED SLOWLY BACK TO THE PIT LANE.

ALL ABANDONED CARS WILL BE MOVED TO A SAFE POSITION. ANY LAP TIME RECORDED AFTER THE RED FLAGS/LIGHTS HAVE BEEN DISPLAYED WILL NOT BE TAKEN INTO ACCOUNT.

STOPPING DURING THE RACE (RED FLAG)

**CHECK THE RED FLAG PROCEDURE - DURING SAFETY CAR
ON THE ACISPORT REGULATIONS (RDS 2024)**



SUSPENDING THE RACE Under Safety Car



STOPPING DURING THE RACE (RED FLAG)

**CHECK THE NEW RED FLAG PROCEDURE - DURING SAFETY CAR
ON THE ACISPORT REGULATIONS (RDS 2024)**



**ALL CARS FOLLOW THE SAFETY CAR INTO THE PIT LANE
STOP AT PIT EXIT BEHIND THE SAFETY CAR**

PÉNALTYS SHOWN POINT



Automobile Club d'Italia
SPORT

mugello
CIRCUIT



**DRIVE
THROUGH**

DRIVE THROUGH

STOP & GO

003

FLAGS



SHOW THE MESSAGE UNDER INVESTIGATION REASONS


- IF THE DRIVER NO RESPECT INTERNATIONAL CODE
- IF THE DRIVER INVOLVING TO THE COLLISION
- IF THE DRIVER NO RESPECT THE FLAGS AND PANELS
SHOW

THE RACE CONTROL SHOW THE MESSAGE



UNDER INVESTIGATION

374

FLAGS - DIGITAL PANELS & INFORMATIONS



Dangerous situation
Please Reduce The Speed



Very Dangerous situation
Please Reduce The Speed
Ready also to Stopped



Race Stopped
Immediatly in Pit Lane
Speed 80 Km/h



Technical problem
Immediatly in Pit
Lane



Ease the overtake

STOP & GO

Showned for 2 Laps

The driver has 3 Laps to enter in the Pit Lane

911


With Race Number

DRIVE THROUGH

Showned for 2 Laps

The driver has 3 Laps to enter in the Pit Lane


FLAGS - DIGITAL PANELS & INFORMATIONS



Safety Car



Safety Conditions



Full Course Yellow



White Flag
Slow Car on track



Reduce the Speed
Reduced Grip Conditions



Warning Flag
Wrong Performance




Finish Flag
End of the Session or Race

FLAGS DIGITAL PANELS & INFORMATION

SINGLE WAVED: REDUCE YOUR SPEED, DO NOT OVERTAKE, AND BE PREPARED TO CHANGE DIRECTION.



YELLOW FLAG



YELLOW BLINKING

DOUBLE WAVED: REDUCE YOUR SPEED SIGNIFICANTLY, DO NOT OVERTAKE, AND BE PREPARED TO CHANGE DIRECTION OR STOPPED.




DOUBLE YELLOW FLAGS

**YELLOW / BLACK BLINKING
ON THE DIAGONAL**



BLUE FLAG



At ALL TIMES: displayed to a driver leaving the pits if traffic is approaching on the track.

During PRACTICE: a faster car is close behind you and is about to overtake you.

During the RACE: shown to a car about to be lapped, the driver concerned must allow the following car to pass at the earliest opportunity.

MUST RESPECT THE BLU FLAGS

STOP AND GO - AREA



Automobile Club d'Italia
SPORT

mugello
CIRCUIT



CHEQUERED FLAG




START - FINISH LINE – CONTROL LINE

PARC FERME' ENTRANCE



AFTER THE FINISH FLAG – ALL CARS IMMEDIATELY EXIT AT TURN 7 FOR ALL SESSIONS – FOR ALL RACES

**ART. 2 Supplementary Regulation
MANDATORY ROLE**



It's possible to cut the track near Savelli corner – Turn 7 only in free practice and qualifying but not during the race ; only for technical or safety reasons you can use this part of the track during the race but in this case you must stop near the Box n.20 and you will receive a time penalty of 2' minutes added to the Race Time (Classification)

PRIZE GIVING CEREMONY – PODIUM

TCR Italy
TOURING CAR CHAMPIONSHIP



mugello
CIRCUIT

THE FIRST THREE DRIVERS OF THE CLASSIFICATION EACH RACE - WILL STOP THEIR CARS NEAR THE PODIUM FOR THE PRIZE GIVING CEREMONY.



OFFICIAL NOTICE BOARD ONLY DIGITAL MODE:




Sportity

For direct event information please download
the Sportity app and insert this password:

ARW_24

Sportity app is available in

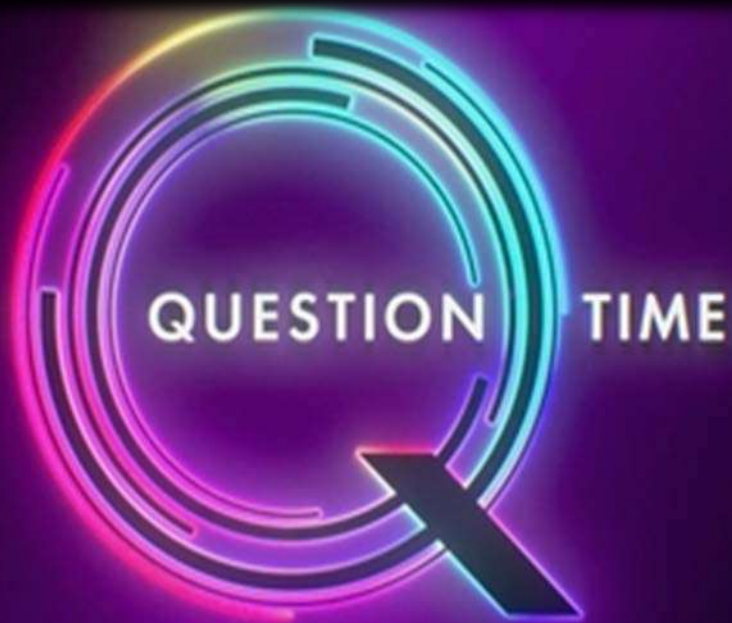


www.sportity.com



Never Forget without the marshals you don't get to race!





mugello
CIRCUIT

TCR Italy
Touring Car Championship

THANKS FOR YOUR ATTENTION



Race 1 / Race 2 - Live TV





NEXT ROUND 4
6/7/8 SEPTEMBER 2024

SINCE 1953
INTOLA
AUTODROMO INTERNAZIONALE ENZO E DINO FERRARI



WE WISH YOU A VERY GOOD WEEKEND

By Gianluca Marotta